

Communication: Pairwork unit 2


Work in pairs. Take it in turns to draw a line between a picture from Group A and a picture from Group B. Then use the prompts in the box to make a sentence about the two pictures. Use the past continuous and the past simple form and *while* in each sentence. If you and your partner agree that your sentence is correct, you score a point.

Example:






While Lucy and Matilda were trying on clothes, George bought a book.

Continue matching pictures and making sentences. (You can use the pictures more than once.) The game ends when the teacher says, 'Stop'. The student who has scored the most points is the winner.

A



B



- Alice / climb a mountain
- Ben and Luke / dance to music
- Ellie / do her homework
- George / buy a book
- Harry / break his mother's favourite plate
- Jack / play the guitar

- James / paint a picture
- Lucinda / send a text
- Lucy and Matilda / try on clothes
- Polly and Laura / lie in the sun
- Sam / fall off his bike
- Tim / win a million pounds